



ELSEVIER

11 January 2001

Physics Letters B 497 (2001) 190–198

PHYSICS LETTERS B

www.elsevier.nl/locate/npe

Observation of a new $J^{PC} = 1^{+-}$ isoscalar state in the reaction $\pi^- p \rightarrow \omega \eta n$ at 18 GeV/c

BNL-E852 Collaboration

P. Eugenio ^{c,*}, G.S. Adams ^d, T. Adams ^{e,2}, Z. Bar-Yam ^c, J.M. Bishop ^e,
V.A. Bodyagin ^b, B.B. Brabson ^f, D.S. Brown ^g, N.M. Cason ^e, S.U. Chung ^a,
R.R. Crittenden ^f, J.P. Cummings ^{c,d}, A.I. Demianov ^b, S. Denisov ^h, V. Dorofeev ^h,
J.P. Dowd ^c, A.R. Dzierba ^f, A.M. Gribushin ^b, J. Gunter ^f, R.W. Hackenburg ^a,
M. Hayek ^{c,4}, E.I. Ivanov ^e, I. Kachaev ^h, W. Kern ^c, E. King ^c, O.L. Kodolova ^b,
V.L. Korotkikh ^b, M.A. Kostin ^b, J. Kuhn ^d, R. Lindenbusch ^f, V. Lipaev ^h,
J.M. LoSecco ^e, J.J. Manak ^{e,3}, J. Napolitano ^d, M. Nozar ^d, C. Olchanski ^a,
A.I. Ostrovidov ^{a,b,c}, T.K. Pedlar ^g, A. Popov ^h, D.R. Rust ^f, D. Ryabchikov ^h,
A.H. Sanjari ^e, L.I. Sarycheva ^b, E. Scott ^f, K.K. Seth ^g, N. Shenhav ^{c,4}, W.D. Shephard ^e,
N.B. Sinev ^b, J.A. Smith ^d, P.T. Smith ^f, D.L. Stienike ^e, T. Sulanke ^f, S.A. Taegar ^{e,5},
S. Teige ^f, D.R. Thompson ^e, I.N. Vardanyan ^b, D.P. Weygand ^{a,3}, D. White ^d,
H.J. Willutzki ^a, J. Wise ^g, M. Witkowski ^d, A.A. Yershov ^b, D. Zhao ^g

^a Brookhaven National Laboratory, Upton, NY 11973, USA

^b Nuclear Physics Institute, Moscow State University, Moscow, 119899, Russia

^c Department of Physics, University of Massachusetts Dartmouth, North Dartmouth, MA 02747, USA

^d Department of Physics, Rensselaer Polytechnic Institute, Troy, NY 12180, USA

^e Department of Physics, University of Notre Dame, Notre Dame, IN 46556, USA

^f Department of Physics, Indiana University, Bloomington, IN 47405, USA

^g Department of Physics, Northwestern University, Evanston, IL 60208, USA

^h Institute for High Energy Physics, Protvino, 142284, Russia

Received 1 November 2000; accepted 20 November 2000

Editor: L. Montanet

* Corresponding author.

E-mail address: eugenio@ernest.phys.cmu.edu (P. Eugenio).

¹ Present address: Dept. of Physics, Carnegie Mellon University, Pittsburgh, PA, USA.

² Present address: Dept. of Physics, Kansas State University, Manhattan, KS, USA.

³ Present address: Physics Dept., Thomas Jefferson National Accelerator Facility, Newport News, VA, USA.

⁴ Permanent address: Rafael, Haifa, Israel.

⁵ Present address: Physics Dept., University of Arizona, Tucson, AZ, USA.

Abstract

Results are presented on a partial wave analysis of the $\omega\eta$ final state produced in π^-p interactions at 18 GeV/c where $\omega \rightarrow \pi^+\pi^-\pi^0$, $\pi^0 \rightarrow 2\gamma$, and $\eta \rightarrow 2\gamma$. We observe the previously unreported decay mode $\omega(1650) \rightarrow \omega\eta$ and a new 1^{+-} meson state $h_1(1595)$ with a mass $M = 1594(\pm 15)_{(-60)}^{(+10)}$ MeV/c² and a width $\Gamma = 384(\pm 60)_{(-100)}^{(+70)}$ MeV/c². The $h_1(1595)$ state exhibits resonant-like phase motion relative to the $\omega(1650)$. © 2001 Elsevier Science B.V. All rights reserved.

PACS: 12.39.Mk; 11.80.Et; 13.25.-k; 13.75.Gx

1. Introduction

Studies of meson spectra via strong decays of hadrons provide insight regarding QCD at the confinement scale. These studies have led to phenomenological models such as the constituent quark model. However, QCD demands a much richer spectrum of meson states which includes extra states such as hybrids ($q\bar{q}g$), multiquarks ($q\bar{q}q\bar{q}$), and glueballs (gg or ggg). Experiment E852 at Brookhaven National Laboratory is an experiment in meson spectroscopy configured to detect both neutral and charged final meson states of π^-p collisions in a search for meson states beyond those compatible with the constituent quark model.

The apparatus was located at the Multi-Particle Spectrometer (MPS) of Brookhaven's Alternating Gradient Synchrotron (AGS). The AGS delivered an 18 GeV/c π^- beam to a fixed liquid hydrogen target at the MPS. The MPS facility was augmented with additional detectors designed specifically for E852 which consisted of 3 integral regions: target, charged tracking, and downstream regions (see Fig. 1).

The target region was located in the middle of the MPS dipole magnet (1 Tesla) and contained the following elements: a 30.5 cm long liquid hydrogen target, a four-layer cylindrical drift-proportional wire chamber [1], and a 198 block CsI(Tl) barrel veto detector [2].

The downstream half of the MPS magnet housed the main components of the charged tracking region. It consisted of 3 proportional wire chambers (TPX1-3) and 6 drift chamber modules (DM1-6) each with seven-layers. In addition to the tracking chambers, there were two scintillation veto counters (CPVB and CPVC) and a window-frame lead-scintillator sandwich veto detector (DEA).

The downstream region contained a 3000 element lead-glass calorimeter (LGD) [3] for detecting and

measuring the energy of the forward going gammas and a large drift chamber (TDX4) located directly in front of the LGD for tagging charged particles entering the LGD. More detailed descriptions and general features of the E852 apparatus, data acquisition, event reconstruction and selection are given in Refs. [4–6].

The $\omega\eta$ final state is of considerable interest because it has been virtually unexplored, and since it has not been observed in the decay modes of known mesons. Also, Close and Page [7], using an extension of the flux-tube model of Isgur and Paton [8], suggest that the isoscalar $J^{PC} = 1^{--} q\bar{q}g$ hybrid should decay dominantly to $\rho\pi$ and $\omega\eta$.

The exclusive $\omega\eta$ system has been studied by two experiments previously. The GAMS Collaboration observed less than 100 $\omega\eta$ events produced in π^-p interactions [9] and claimed to observe a narrow (less than 50 MeV/c² wide) structure at 1650 MeV/c². Photo-production of nearly 100 $\omega\eta$ final state events was observed by the Omega Photon Collaboration [10]. They reported observing a peak in the $\omega\eta$ spectrum at a mass of 1610 MeV/c² but with a width of 230 MeV/c². Both experiments suffered from having too little data and could not perform a partial wave analysis. We report here the results of a partial wave analysis of approximately 20000 exclusive $\omega\eta$ events.

2. Features of the data

During the 1995 AGS data run, a sample of 750 million triggers was acquired of which 108 million were of a type designed to enrich the yield from the reaction $\pi^-p \rightarrow n\pi^+\pi^-4\gamma$. About 6 million events containing $\pi^+\pi^-4\gamma$ were fully reconstructed.

The data were kinematically fitted to select events consistent with a $n\pi^+\pi^-\pi^0\eta$ hypothesis. To eliminate

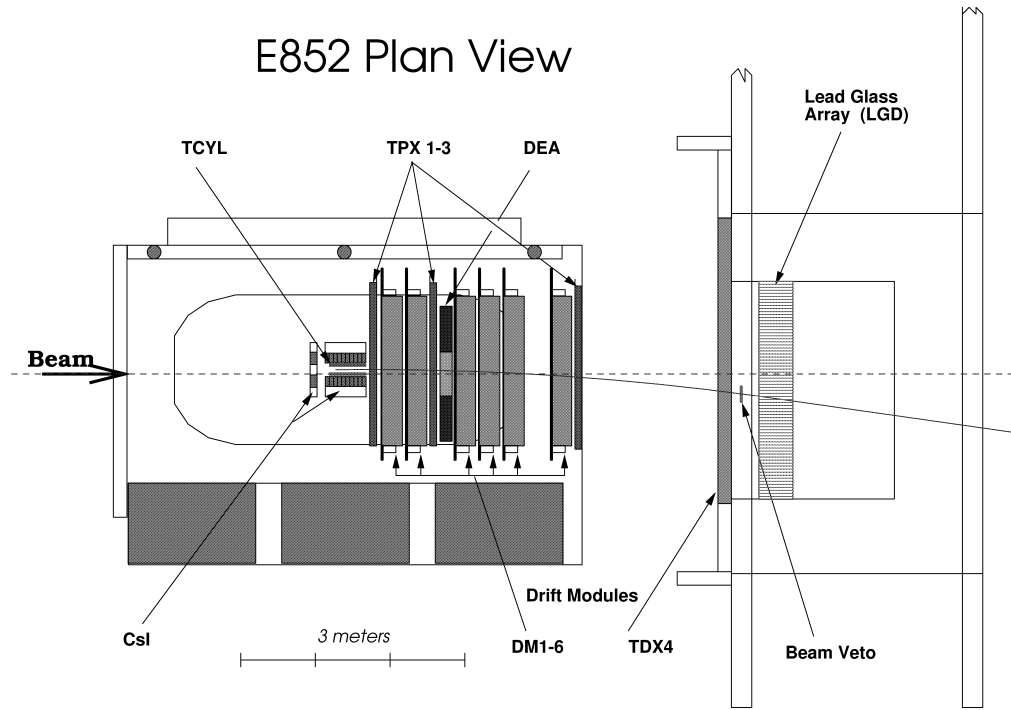


Fig. 1. The plan view of E852 Apparatus located at the Multi-Particle Spectrometer of Brookhaven's Alternating Gradient Synchrotron.

broken and incorrectly hypothesized events, kinematic fits with confidence levels less than 5% were excluded.

There are six ways to combine the 4 γ 's into pairs, and one problem in interpreting the results of the kinematic fit is deciding between these $\gamma\gamma$ combinations for ambiguous solutions. For example, twenty-nine percent of the fitted $n\pi^+\pi^-\pi^0\eta$ events were also found to fit the $n\pi^+\pi^-\pi^0\pi^0$ hypothesis. Events of this type with a confidence level of at least 0.01% for the $n\pi^+\pi^-\pi^0\pi^0$ hypothesis were removed from the data sample. A total of 113000 $n\pi^+\pi^-\pi^0\eta$ events remained for further analysis.

The two prominent resonances seen in the $\pi^+\pi^-\pi^0$ invariant mass distribution (see Fig. 2) are consistent with the well known η and ω . A Gaussian plus a second order polynomial fit to these peaks results in a measured mass and width of the η of $(550.4 \pm 0.2 \text{ MeV}/c^2)$ and $23.4 \pm 0.2 \text{ MeV}/c^2$ and of the ω of $(787.5 \pm 0.3 \text{ MeV}/c^2)$ and $38.3 \pm 0.3 \text{ MeV}/c^2$, respectively. The mass values are in good agreement with the PDG [11] mass values for the η and ω , whereas the fitted widths are a measure of the experimental mass resolution of the E852 apparatus. The

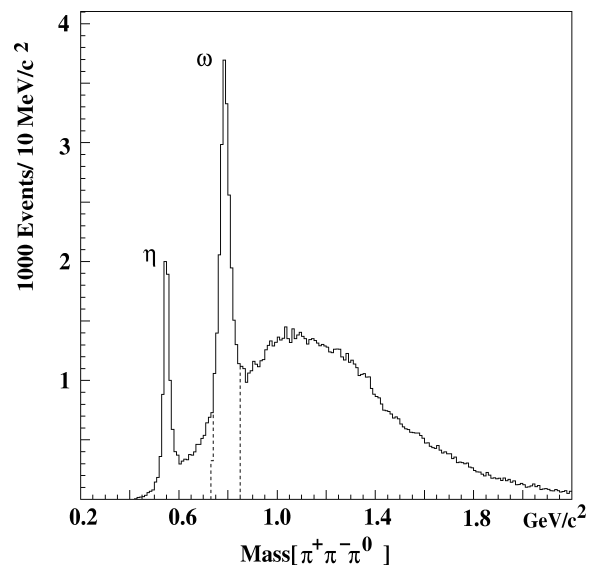


Fig. 2. The $\pi^+\pi^-\pi^0$ effective mass distribution. Two prominent resonances are seen: the η and the ω . Events with an invariant $\pi^+\pi^-\pi^0$ mass in the region of $750 \text{ MeV}/c^2 < \text{mass} (3\pi) < 830 \text{ MeV}/c^2$ were used to select ω events.

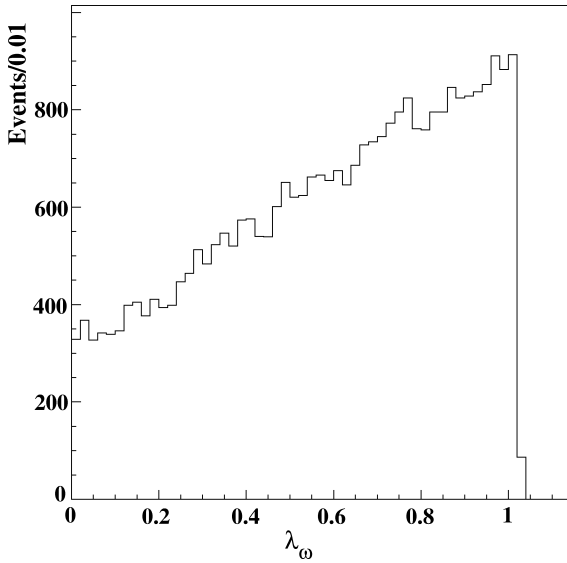


Fig. 3. Distribution of events as a function of the omega decay matrix element squared, λ . Pure $J^P = 1^-$ events would exhibit a distribution which linearly increases with λ whereas phase-space events should be flat.

$\eta \rightarrow \pi^+\pi^-\pi^0$ events have been selected for a study of the $\eta\eta$ system which is currently in progress.

Events with an invariant $\pi^+\pi^-\pi^0$ mass in region of $750 \text{ MeV}/c^2 < \text{mass}(3\pi) < 830 \text{ MeV}/c^2$ were used to select ω events. Fig. 3 exhibits the $J^P = 1^-$ nature of the ω . Displayed is the ω decay matrix element squared (λ_ω) [12]:

$$\lambda \equiv \frac{|\vec{\pi}^+ \times \vec{\pi}^-|^2}{\frac{3}{4}(\frac{1}{9}M_{3\pi}^2 - M_\pi^2)^2},$$

where $\vec{\pi}^+$ and $\vec{\pi}^-$ are the three-momentum vectors of the π^+ and π^- in the 3π rest-frame. The 3π decay amplitudes are constructed from the π momentum vectors, and due to the overall negative intrinsic parity of 3π , a $J^P = 1^-$ decay amplitude has to be built out of a pseudovector combination \vec{q} [12]:

$$\vec{q} = \vec{\pi}^+ \times \vec{\pi}^- = \vec{\pi}^- \times \vec{\pi}^0 = \vec{\pi}^0 \times \vec{\pi}^+. \quad (1)$$

The λ distribution should rise linearly for omega events, whereas it would be constant for 3π events distributed according to phase-space. The 3π background under the ω is considerable, but the decay information of the ω can be used to weight ω events more highly than non-omega events (see Section 6 on Background study).

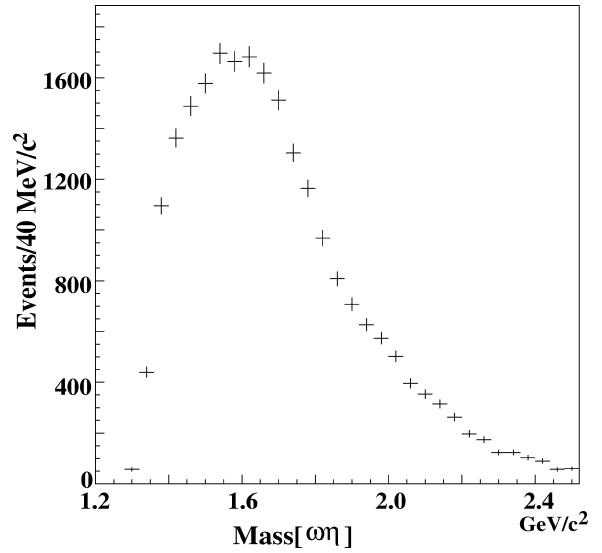


Fig. 4. The $\omega\eta$ effective mass distribution from the reaction $\pi^-p \rightarrow \omega\eta n$ (not corrected for acceptance).

In Fig. 4, the $\omega\eta$ invariant mass distribution of 19530 $\omega\eta$ final state events is shown using $40 \text{ MeV}/c^2$ mass bins. The invariant mass distribution rises rapidly near threshold, then increases at a slower rate to a maximum near $1600 \text{ MeV}/c^2$. But, in general the mass distribution shows no clear evidence for structures indicating the presence of resonant states.

3. Partial wave analysis

A partial wave analysis (PWA) of the data was carried out using the BNL PWA program. A general description of the BNL PWA program is given in Ref. [13]. The methods used in the PWA are based on the formalism of the Isobar Model [14]. For related material on this formalism see Refs. [15,16].

The data used in the PWA are shown in Fig. 4. A PWA, taking into account both nucleon spin-flip and spin-nonflip contributions, was performed in fifteen $50 \text{ MeV}/c^2$ mass bins from 1320 to 2070 MeV/c^2 .

An extensive series of tests were performed to judge the stability of the PWA fit. These include a systematic study of the PWA by varying the:

- allowed waves in the fit,
- fit starting parameters,

- data selection cuts, and
- mass bin size.

In each test, the general features of the PWA fit remained unchanged.

An appropriate minimal set of partial waves needed to describe the data was determined by performing PWA fits with varying sets of partial waves. Initially, all partial waves with $L < 4$ were introduced (L is the relative orbital angular momentum between the ω and the η). Partial waves were discarded from the fit if their contributions were negligible and if the removal had little effect on the remaining features and goodness of the fit. It was determined that a minimum set of 11 waves, which included a non-interfering isotropic background wave, were required in order to achieve a reasonable agreement of the experimental data and the PWA fit results (see section on PWA fit quality). A notable feature was that the exotic partial waves for $J^{PC} = 0^{--}$ and 2^{+-} were found not to be required in the analysis.

Table 1 lists the partial waves included in the final PWA fit. Also included was an isotropic, non- ω , non-interfering background wave. The amplitudes are expressed in the reflectivity basis which takes into account parity conservation in the production process by a transformation of helicity states to eigenstates of the production plane reflection operator [17]. For πp interactions, the reflectivity coincides with the naturality of the exchange particle and amplitudes of different reflectivity $\epsilon = \pm$ do not interfere.

Table 1

The minimal set of partial waves required in the PWA of the $\omega\eta$ system

Partial waves $J^{PC} M^{\epsilon} L$	
Unnatural parity exchange	Natural parity exchange
$2^{--} 1^{-} P$	$1^{--} 1^{+} P$
$3^{--} 0^{-} F$	$1^{+-} 0^{+} S$
	$1^{+-} 0^{+} D$
	$1^{+-} 1^{+} S$
	$1^{+-} 1^{+} D$
	$2^{--} 0^{+} P$
	$2^{--} 1^{+} P$
	$3^{--} 1^{+} F$

4. Quality of the PWA fits

The best test of the PWA fit is to compare the events generated according to the PWA to the data itself. For this step, Monte Carlo (MC) events were subjected to a simulation of the E852 apparatus and weighted with the probability obtained from the PWA fit. These weighted MC events should mimic the data for successful PWA fits. Since the fits were performed in independent mass bins, the MC events were normalized to the number of experimentally observed events in the corresponding mass bin:

$$\sum_i^{N_{MC}} w_i = N_{\text{observed}}. \quad (2)$$

Fig. 5 shows a comparison of the weighted MC events to the data for the Gottfried–Jackson angles. The weighted MC events is in good agreement with the data. A more stringent test compares the angular

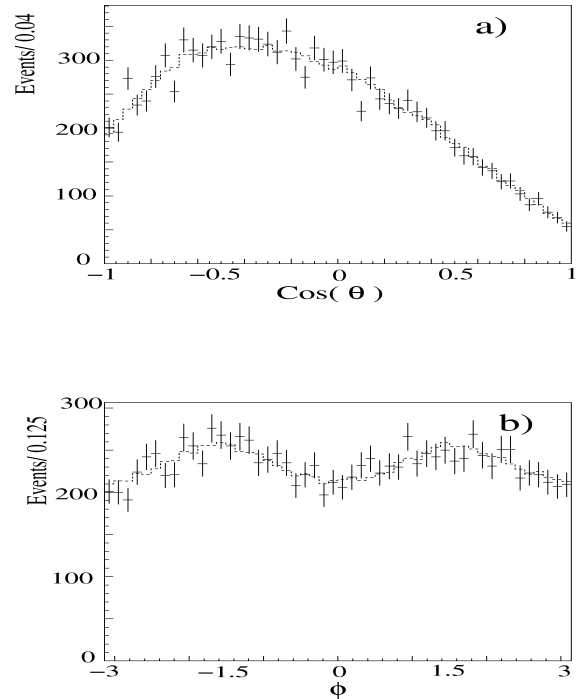


Fig. 5. The quality of the fit is shown by a comparison of angular distributions for the data (with error bars) and PWA fit predicted Monte Carlo (dashed histogram): the Gottfried–Jackson frame (a) $\cos(\theta)$, and (b) ϕ .

moments, $H(l, m; L, M)$.⁶ The results for this comparison (see Ref. [4]) show good agreement between data and predicted events. Overall, the comparisons of the distributions demonstrate that the data is very well described by the PWA fit results.

5. PWA results

Figs. 6 and 7 show the acceptance corrected partial wave intensities. The most significant partial waves in the analysis are the $1^{+-}0^+S$ and $1^{--}1^+P$ natural parity waves. These two waves also exhibit relative phase motion indicative of resonant states (see Fig. 8 (c)). Note that since the amplitudes which interfere have either purely real or purely imaginary decay factors there is an unavoidable but trivial ambiguity in the sign of the relative phase. The remaining natural parity waves are small and do not exhibit clear phase motion. The contributions of the two unnatural parity exchange waves tend to become more important at masses higher than $1700 \text{ MeV}/c^2$. Their relative phase is not well determined and exhibits large errors; therefore it cannot be reliably used to study resonance behavior. Nonetheless, the peak in the $2^{--}1^-P$ intensity was fitted with a Breit–Wigner resonance shape giving a mass of $1830 \pm 8 \text{ MeV}/c^2$ and a width of $86 \pm 31 \text{ MeV}/c^2$. This is interesting since the quark model predicts $J^{PC} = 2^{--}$ states, yet none have been observed. A prediction by Godfrey and Isgur suggests a mass of $1700 \text{ MeV}/c^2$ for the lowest lying $J^{PC} = 2^{--} q\bar{q}$ state [18].

The only previously reported isoscalar $J^{PC} = 1^{+-}$ states are the $h_1(1170)$ and $h_1(1380)$ [11]. Both of these states have masses much lower than the observed structure in the $1^{+-}0^+S$ wave. Also, the $h_1(1380)$, believed to be the ideal mixed $s\bar{s}$ state, is not expected to be produced in π^-p interactions due to OZI suppression. For the isoscalar $J^{PC} = 1^{--}$, there are two states listed by the Particle Data Group (PDG) in the $1000\text{--}2000 \text{ MeV}/c^2$ range: the $\omega(1650)$ and the $\omega(1420)$ [11]. The $\omega(1650)$, which has a PDG mass of $1649 \pm 24 \text{ MeV}/c^2$ and a width of $220 \pm 35 \text{ MeV}/c^2$,

is in good agreement with the mass and width of the observed structure in the $1^{--}1^+P$ wave.

In order to determine if the $1^{+-}0^+S$ and the $1^{--}1^+P$ observed structures are consistent with resonance behavior, a mass dependent analysis (MDA) of the PWA results was performed. The input quantities included the $1^{+-}0^+S$ and $1^{--}1^+P$ partial wave intensities and their relative phase for each mass bin. The errors were calculated using the error matrix from the PWA fit, which takes into account correlations between the intensities and relative phases. Relativistic Breit–Wigner forms were used to parameterize the amplitudes for the two waves. The parameters of the MDA fit included the Breit–Wigner masses, widths, and intensities. An additional constant parameter was included to allow for a relative constant production phase between the waves. A series of mass dependent fits were performed for different hypotheses and for the different phase solutions.

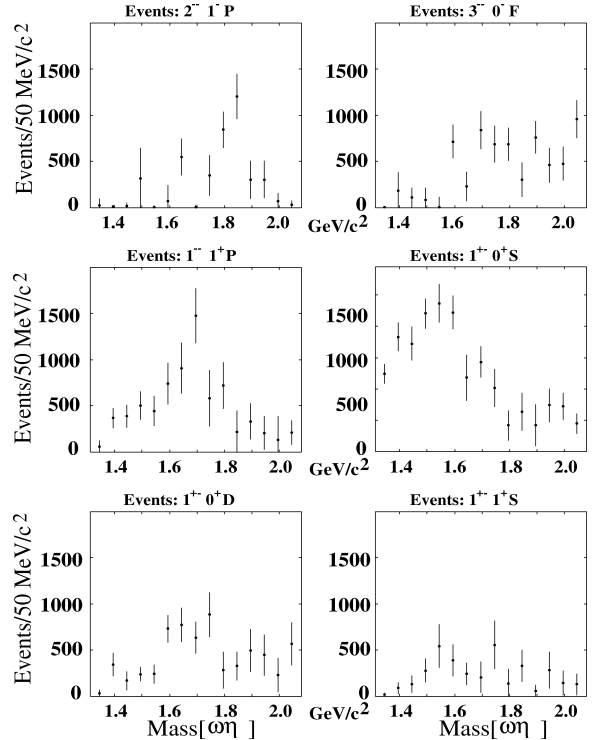


Fig. 6. Acceptance-corrected partial waves intensities for $(J^{PC} M^{\epsilon} L)$: $2^{--}1^-P$, $3^{--}0^-F$, $1^{--}1^+P$, $1^{+-}0^+S$, $1^{+-}0^+D$, and $1^{+-}1^+S$.

⁶ The angular moments are the average value of the product of the two Wigner D functions $H(l, m; L, M) \equiv \langle D_{Mm}^L(\Omega) * D_{m0}^l(\Omega') \rangle$.

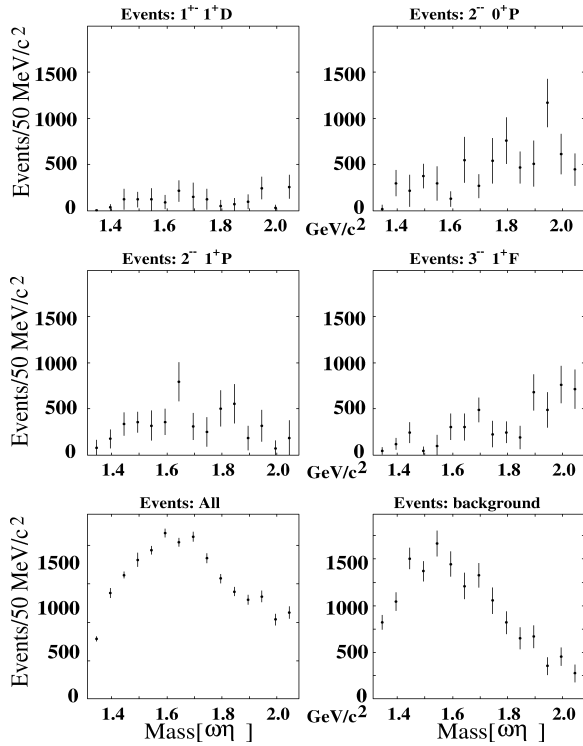


Fig. 7. Acceptance-corrected partial waves intensities for ($J^{PC}M^{\epsilon}L$): $1^{+}1^{+}D$, $2^{-}0^{+}P$, $2^{-}1^{+}P$, $3^{-}1^{+}F$, all waves, and background wave.

The primary goal of this analysis was to understand the structure in the 1^{+-} wave. A fit of the 1^{--} intensity to a single Breit–Wigner resulted in a mass of $1700(\pm 20)$ MeV/ c^2 and a width of $250(\pm 50)$ MeV/ c^2 for a $\chi^2/(7 \text{ dof})$ of 0.77. These values are in reasonable agreement with the PDG values of the $\omega(1650)$, and since the $\omega(1650)$ is rather well known (see Refs. [19]), we used the 1^{--} signal as a “calibration” by identifying it with the $\omega(1650)$ and fixing the 1^{--} Breit–Wigner parameters to the PDG values and then fitted the for the 1^{+-} parameters. This identification would constitute the first observation of the $\omega\eta$ decay mode of the $\omega(1650)$. Under these assumptions, a simultaneous MDA fit to the 1^{+-} intensity and the $1^{+-}/1^{--}$ relative phase resulted in a $\chi^2/(16 \text{ dof})$ of 0.71. The $1^{+-}0^{+}S$ mass and width resulting from this fit were $1594(\pm 15)_{(-60)}^{(+10)}$ MeV/ c^2 and $384(\pm 60)_{(-100)}^{(+70)}$ MeV/ c^2 , respectively. The quoted errors correspond to statistical and systematic uncertainties, respectively. The systematic errors were

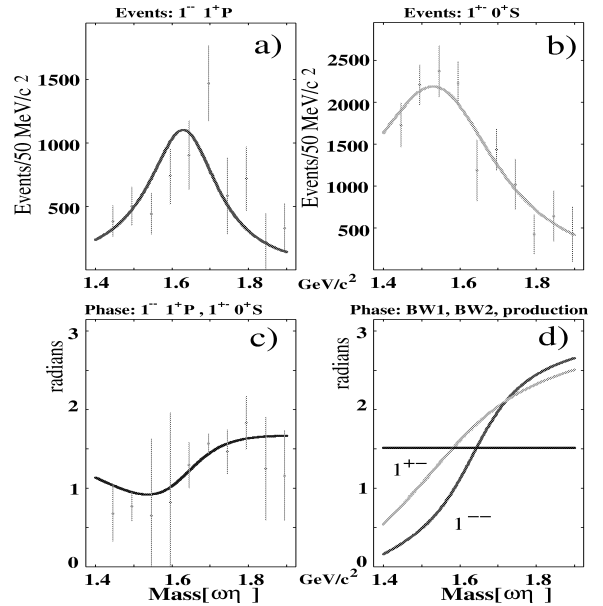


Fig. 8. Mass dependent analysis of the $1^{+-}0^{+}S$ and $1^{--}1^{+}P$ partial waves shows that the 2 waves are well described by two interfering Breit–Wigner resonances: the 1^{--} state (a) fixed to the PDG parameters of the $\omega(1650)$, which is the first observation of $\omega(1650) \rightarrow \omega\eta$, and a new 1^{+-} state (b) with mass = $1594(\pm 15)_{(-60)}^{(+10)}$ MeV/ c^2 and $\Gamma = 384(\pm 60)_{(-100)}^{(+70)}$ MeV/ c^2 : (c) shows the relative phase difference of 1^{+-} and 1^{--} waves whereas (d) exhibits the individual Breit–Wigner phases and an overall constant production phase.

estimated by fitting the PWA results obtained for different set of partial waves which varied from 9 to 22 waves. Fig. 8 displays the results of the mass dependent analysis for this fit: Figs. 8 (a), (b), and (c) show results of this fit overlaid on the partial wave intensities and relative phase. Fig. 8 (d) shows the absolute Breit–Wigner phases for 1^{--} and 1^{+-} and the relative constant production phase. On the other hand, fixing the 1^{--} parameters to the Breit–Wigner fitted values (mass = 1700 MeV/ c^2 and width = 250 MeV/ c^2) and performing a similar MDA fit resulted in a $\chi^2/(16 \text{ dof})$ of 1.28 and a $1^{+-}0^{+}S$ mass = $1600(\pm 20)$ MeV/ c^2 and $\Gamma = 455(\pm 80)$ MeV/ c^2 .

If the $1^{+-}0^{+}S$ object is interpreted as being caused by a single resonance, then this state, an $h_1(1595)$, does not coincide with any known states. Possible interpretations for an $h_1(1595)$ include an h_1 radial excitation, an h_1 hybrid, or a radial-hybrid mixture. In the Godfrey–Isgur potential model [18], a mass

of $1780 \text{ MeV}/c^2$ is predicted for the $2^3P_0 h_1$ radial excitation. This is approximately $180 \text{ MeV}/c^2$ higher than the value from our analysis. However this model also predicts a high mass for the $h_1(1160)$ and a high mass for the $h_1(1380)$ ($1220 \text{ MeV}/c^2$ and $1470 \text{ MeV}/c^2$, respectively), therefore one might expect the radial state to actually lie $100\text{--}200 \text{ MeV}/c^2$ below the Godfrey–Isgur prediction.

A calculation by Barnes [20] (also see Ref. [21]) using a 3P_0 model suggests that a $1700 \text{ MeV}/c^2$ h_1 radial excitation should decay almost equally to $1^{+-}S$ and $1^{+-}D$ partial waves⁷ which is not consistent with what we observe. Alternatively, since the flux-tube model predicts a $J^{PC} = 1^{+-}$ hybrid near $1900\text{--}2000 \text{ MeV}/c^2$ [8], and exotic states have been reported at masses lower than the flux-tube model expectations, an $h_1(1595)$ would be a candidate for a hybrid or radial-hybrid mixed state.

6. Background study

The λ distribution can be used to estimate the background due to non-omega events under the omega signal. The omega signal-to-background ratio estimated from Fig. 3 is a little larger than 1 to 1. But since the omega is a spin 1 particle, the PWA uses the omega angular decay information to weight omega events more highly than non-omega events.

To better understand the background under the omega and to see if these events are responsible for the observed structure in the $1^{+-}0^+S$ and $1^{--}1^+P$ partial waves, events were selected from the sidebands around the omega region and a partial wave analysis of these events was performed. The $\lambda_{\text{sidebands}}$ distribution (not shown, see Ref. [4]) is flat and consistent with phase-space.

A PWA of the sideband events was performed in the same manner as the original PWA of the data. Decay amplitudes were calculated using the sideband events whereas the normalization integrals and the list of partial waves included in the fit were identical to those used in the original PWA. Fig. 9 shows results of the sideband PWA. Note that all partial waves

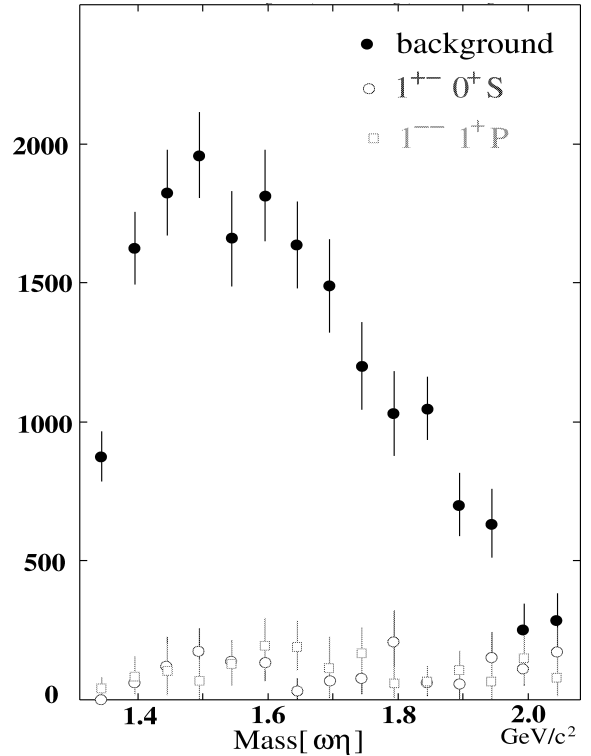


Fig. 9. The PWA results for the sidebands events. Shown are the $1^{--}1^+P$ intensity, $1^{+-}0^+S$ intensity, and the background intensity.

except the background wave have an omega decay factor in the amplitude. This makes the background wave more favorable to describe those events which do not contain omegas. As seen in Fig. 9, the sideband events overwhelmingly contribute to the background intensity, and very few sideband events contribute to the $1^{+-}0^+S$ and $1^{--}1^+P$ waves demonstrating that non-omega events are unlikely to be responsible for the observed resonant-like structures.

7. Conclusions

We have collected a high statistics sample of the reaction



⁷ The calculation is mass dependent, and one expects the S to D wave ratio to increase for a lower mass h_1 state due to angular momentum barrier effects.

at 18 GeV/c beam momentum, and performed a partial wave analysis on the $\omega\eta$ system where

$$\omega \rightarrow \pi^+\pi^-\pi^0, \quad \pi^0 \rightarrow 2\gamma, \quad \eta \rightarrow 2\gamma.$$

The $\omega\eta$ invariant mass distribution rises rapidly near threshold then increases slowly to a maximum near 1600 MeV/c². A PWA finds the data dominated by natural parity exchange waves. The results show 2 significant isoscalar $J^{PC}M^{\epsilon}L$ partial wave intensities: a $1^{+-}0^+S$ intensity peaking near 1600 MeV/c² with a width of about 300 MeV/c², and a $1^{--}1^+P$ intensity peaking near 1650 MeV/c² also with a width of about 200 MeV/c². In addition, a peak in the unnatural parity exchange wave $2^{--}1^-P$ exhibits a Breit–Wigner mass of 1830 ± 8 MeV/c² and width of 86 ± 31 MeV/c². Unfortunately the phase of this state was not well determined and thus claim of a 2^{--} state at this mass requires further confirmation. Another notable feature was that the exotic partial waves for $J^{PC} = 0^{--}$ and 2^{+-} were found not to be required by the data.

A mass dependent analysis of $1^{+-}0^+S$ and $1^{--}0^+P$ partial waves shows that the intensities and relative phase motion are well described by two resonating states. A $1^{--}1^+P$ state in good agreement with the PDG values for the $\omega(1650)$, and a new $h_1(1595)$ state with mass = $1594(\pm 15)_{(-60)}^{(+10)}$ MeV/c² and $\Gamma = 384(\pm 60)_{(-100)}^{(+70)}$ MeV/c². It is interesting to note that Close and Page [7] predict that the isoscalar $J^{PC} = 1^{--}$ hybrid should decay dominantly to states containing a vector meson such as $\rho\pi$ and $\omega\eta$ and not to traditional flux-tube decays such as $b_1\pi$. Possible interpretations for an $h_1(1595)$ include an h_1 radial excitation, a h_1 hybrid, or a h_1 radial-hybrid mixture.

Acknowledgements

We are grateful for the support of the technical staffs of the MPS, AGS, BNL, and various collaborating

institutions. This research was supported in part by the US Department of Energy, the National Science Foundation, and the Russian State Committee for Science and Technology.

References

- [1] Z. Bar-Yam et al., Nucl. Instrum. Methods A 386 (1997) 253.
- [2] T. Adams et al., Nucl. Instrum. Methods A 368 (1996) 617.
- [3] R.R. Crittenden et al., Nucl. Instrum. Methods A 387 (1997) 377.
- [4] P. Eugenio, Search for New Mesons in the $\omega\eta$ and $\omega\pi^0$ Systems Produced in the Reaction $\pi^-p \rightarrow n\pi^+\pi^-4\gamma$ at 18 GeV/c, Ph.D. thesis, University of Massachusetts, Amherst, 1998.
- [5] S. Teige et al., Phys. Rev. D 59 (1999) 12001.
- [6] S.U. Chung et al., Phys. Rev. D 60 (1999) 92001.
- [7] F. Close, P. Page, Nucl. Phys. B 443 (1995) 233.
- [8] N. Isgur, J. Paton, Phys. Rev. D 31 (1985) 2910.
- [9] V.D. Samoilenko et al., Sov. Phys. Dokl. 36 (1991) 473; V.D. Samoilenko et al., in: Proc. VIth Int. Conf. on Hadron Spectroscopy, Hadron'95, 1996, p. 439.
- [10] M. Atkinson, Z. Phys. C 34 (1987) 303.
- [11] D.E. Groom et al., Particle Data Group, European Phys. J. C 15 (2000) 1.
- [12] C. Zemach, Phys. Rev. B 133 (5) (1964) 1201.
- [13] J.P. Cummings, D.P. Weygand, Brookhaven Report BNL-64637, 1997.
- [14] D.J. Herndon et al., Phys. Rev. D 11 (1975) 3165.
- [15] S.U. Chung, CERN Yellow Report 71-8, 1971.
- [16] S.U. Chung, Brookhaven Report BNL-QGS-93-05, 1995.
- [17] S.U. Chung, T.L. Trueman, Phys. Rev. D 11 (1975) 633.
- [18] S. Godfrey, N. Isgur, Phys. Rev. D 32 (1985) 189.
- [19] N. Achasov, Phys. Lett. B 462 (1999) 365; C. Amsler, in: Proc. VIIIth Int. Conf. on Hadron Spectroscopy, Hadron'99, 1999, p. 87; A.B. Clegg, Z. Phys. C 62 (1994) 455; A. Antonelli, Z. Phys. C 56 (1992) 15; A. Donnachie, Z. Phys. C 42 (1989) 663; M. Atkinson, Phys. Lett. B 127 (1983) 132.
- [20] T. Barnes, Private communication; T. Barnes, F.E. Close, P.R. Page, E.S. Swanson, Phys. Rev. D 55 (1997) 4157.
- [21] L. Burakovsky, P.R. Page, in: The 7th Conf. on the Intersections of Particle and Nuclear Physics, CIPANP 2000, 2000.